

# St. Joseph's Catholic Primary School Rawmarsh

## Welcome Back to School

You haven't been to school for a long time. Some things may be the same but some things may look a little bit different. You don't need to worry. Here is some information that will help you.



# School Uniform

If you are in **Foundation Stage** you will be working outside everyday. You will come to school wearing:

- Warm non-school uniform for the first few weeks
- Warm, waterproof coat
- Black shoes or trainers
- Wellies to keep in school

**All-in-one splashsuits will be provided for all Foundation stage children.**



# School Uniform

If you are in **Y1 to Y6** you will come to school wearing your normal school uniform. Doors and windows will be open so make sure you have your coat, jumper/cardigan or zip up hoodies/fleeces with you everyday. You will need to wear black shoes.

## On the day you have PE and Forest School you will wear:

- Normal school uniform on their top half
- Black or navy jogging bottoms or trousers
- Warm, waterproof coat
- Trainers
- Wellies to keep in school where possible.

Your teacher will tell you what day this is.



# When you arrive at school....



- Just one adult will bring you to school.
- A teacher will meet you at the gate and they will be so happy to see you.
- You will say good bye to your adult and walk into school where your teachers will remind you to wash your hands.
- If your adult has a message for your teacher they can contact your teacher on Class Dojo or phone the school.
- You can only bring a coat, a water bottle and packed lunch bag with you.
- If your wellies are at home you need to bring them back to school.



# Mobile Phones

- Year 6 may bring a mobile phone to school but only if they are making their own way home. It will need to be switched off in school and kept in your desk tray in class.
- You will be responsible for your phone during the school day.
- Your parent/carer will be informed if it is used during the school day.



# This information will help your adult know what time you can come to school.

	Start of the school day	Drop off	Break	Lunch	Eat Lunch in class	End of the school day	Friday Lunch	Pick up
F2	9.30 – 9.40	FS2 classroom during transition		11:45 – 12:15	12:15 – 12:45	3:00		Main entrance
Y1	8.30 – 8.50	Y3 entrance top blue door	10:15 – 10:30	11:45 – 12:15	12:15 – 12:45	2:45	12.00 – 12.30	Classroom side door
Y2	8.30 – 8.50	Y2 classroom door	10:15 – 10:30	11:45 – 12:15	12:15 – 12:30	2:45	12.00 – 12.30	Top blue door Y3 entrance – parents to wait under new canopy
Y3	8.30 – 8.50	White fire door	10:35 – 10:50	12:15 – 12.45	12:00 – 12:15	3:00	12.30 – 12.45 staggered	White fire door – parents to line
Y4	8.30 – 8.50	Upper KS2 entrance bottom door with steps	10:35 – 10.50	12:15 – 12.45	12:00 – 12:15	3:05	12.30 -12.45 staggered	White fire door – parents to line up
Y5	8.30 – 8.50	Y5 entrance top blue door	10:55 – 11:10	12:45 – 1:15	12.30 – 12:45	3:10	12.30 – 12.45 staggered	White fire door – parents to line up
Y6	8.30 – 8.50	Upper KS2 entrance bottom door with steps	10:55 – 11:10	12:45-1:15	12:30 – 12:45	3:15	12.30 – 12.45 staggered	White fire door – parents to line up




# Bubbles

Each group of children in school is called a 'bubble' . You will be in your own class bubble.

We don't mix with children in different bubbles so that we don't pass germs between us. Your class bubble will have your own classroom and outside play area. Your teacher will tell you all about these areas on the first day of school.

Your playtime and dinnertime will be different to other bubbles so you will only play with the people in your class.





# When you come into the classroom

You will wash your hands straight away. You will turn the tap on with your elbow and use lots of soap.

The hand driers are turned off at the moment and we are using paper towels to dry our hands.





1



turn tap  
on

2



wet hands  
under tap

3



add soap  
to hands

4



scrub hands  
for 20 seconds

5



rinse hands  
under tap

6



turn tap  
off

7



dry  
hands

8



throw away  
paper towel



# When you come back to school.....


- Some of the toys and equipment may not be where they used to be.
- Some equipment might have been put in the cupboard for a little while.
- All the equipment we have out are easy to clean when we have used them. Lots of our toys even go in the dishwasher!
- If you are in Y2,Y3,Y4,Y5 or Y6 you will have your own stationary equipment that you must not share with other people.



# When we work and play together.....

We try to keep our distance when we are inside the classroom.

We listen to these songs to help us...



Social Distancing

<https://www.youtube.com/watch?v=3nQgTywKmvQ>

Hand washing

<https://www.youtube.com/watch?v=S9VjeIWLnEg>



# Accidents and Illness


If you are poorly, you will stay at home but if you become poorly in school an adult will look after you until you can be collected.

If you need first aid because you have cut yourself or you have a nosebleed an adult will look after you.

So that we aren't passing germs between us, the adult looking after you will have to wear some special clothes.



First, we will sanitise our hands.



Then, we will put on an apron.



Next we will put on our mask, you might have seen people wearing these



Then we will put on a protective shield called a visor.



Finally we will put on our gloves.



**We are now ready to help you feel better!**





## School Rules

I will not touch other people and try to keep my social distance from adults and children at all times.

I will walk on the left side of corridors.

I will wash my hands whenever I am asked to and after going to the toilet.

I will keep class equipment tidy and help to tidy up when asked.

I will keep to the areas my teachers say I can use at all times of the day.

If I sneeze or cough, I will do this into my elbow.

If I use a tissue, I will put it in the bin and wash my hands.

I will work as hard as I can independently.

**When we  
work and  
play  
together we  
keep  
these rules.**



Love one another.



# At dinner time

You will eat your dinner in your classroom or outside with the other children from your bubble. You can either order a school dinner or bring a packed lunch from home. Here is the school dinner menu.

## Riverside Catering School Meals – Four Choice Menu

From September 2020

Menu	Monday	Tuesday	Wednesday	Thursday	Friday
	Cheeseburger	Hotdog	Chicken Fillet burger	Cheese & Tomato Pizza	Fish Finger Sandwich
	Jacket Potato with Cheese	Jacket Potato with Cheese	Jacket Potato with Cheese	Jacket Potato with Cheese	Jacket Potato with Cheese
	Jacket Potato with Tuna	Jacket Potato with Tuna	Jacket Potato with Tuna	Jacket Potato with Tuna	Jacket Potato with Tuna
	Chilled Choice Tuna	Chilled Choice Cheese	Chilled Choice Ham	Chilled Choice Turkey	Chilled Choice Egg
	Potato Wedges	Diced Potatoes	Potato Wedges	Potato Wedges	Chips
	Flapjack	Iced bun	Rice Crispy Bun	Cookie	Muffin

• Salad, Fresh Fruit, Yoghurt and Milk are all available every day • All food oven baked wherever possible • Bread available daily • All desserts are made on the premises.



# At home time

- At home time one adult will come to school to collect you.
- A teacher will open the school gate where your adult will wait for you keeping their distance from other adults.
- Your teacher will walk you with your class to the door you are leaving from.
- When your teacher sees your adult you can go and meet them and you will go straight home. If you have any brothers or sisters in school, they will leave at the same time as you.
- If your adult has a message for your teacher they can contact your teacher on Class Dojo or phone the school.





**We hope this has helped you and your adult get ready to come back to school.**

**We can't wait  
to see you!**

